

Consumer Spending Report

Windrush Village Marketplace

1023 Provenance Place Blvd, Shreveport, LA 71106

Building Type: **Retail**
 Secondary: -
 GLA: **17,050 SF**
 Year Built: -
 Total Available: **4,874 SF**
 % Leased: **71.41%**
 Rent/SF/Yr: **\$21.50**



2010 Annual Spending (in Thousands)	1 Mile	3 Mile	5 Mile
Total Specified Consumer Spending	\$65,861	\$359,613	\$685,066
Total Apparel	\$2,296	\$12,436	\$23,777
Women's Apparel	954	5,116	9,692
Men's Apparel	557	2,981	5,614
Girl's Apparel	213	1,110	2,088
Boy's Apparel	157	854	1,657
Infant Apparel	144	861	1,729
Footwear (excl. Infants)	350	1,952	3,796
Other Apparel Prod/Services	270	1,514	2,998
Total Entertainment	\$6,665	\$34,711	\$63,684
Sports and Recreation	278	1,431	2,577
TV, Radio and Sound Equipment	2,085	11,761	23,071
Reading Materials	289	1,541	2,877
Travel	3,931	19,548	34,371
Photographic Equipment	81	430	787
Total Food At Home	\$5,111	\$28,785	\$56,433
Cereal Products	305	1,739	3,435
Bread & Bakery Products	683	3,847	7,533
Seafood	284	1,541	2,955
Meat/Poultry/Fish/Eggs	1,699	9,651	19,139
Dairy Products	816	4,630	9,070
Fruits and Vegetables	1,323	7,377	14,301
Total Food Away From Home	\$5,301	\$29,377	\$56,737
Breakfast and Brunch	484	2,754	5,404
Dinner	2,519	13,833	26,602
Lunch	1,691	9,548	18,645
Snacks and Non Alcoholic Bev	377	2,143	4,136
Catered Affairs	230	1,099	1,951

Consumer Spending Report

Windrush Village Marketplace

1023 Provenance Place Blvd, Shreveport, LA 71106

Annual Spending (in Thousands)	1 Mile	3 Mile	5 Mile
Total Alcoholic Beverages	\$1,012	\$5,665	\$10,942
Alcoholic Bev. at Home	594	3,267	6,248
Alcoholic Bev. away from Home	418	2,398	4,694
Total Furniture/Appliances	\$6,496	\$33,862	\$62,156
Bedroom Furniture	344	1,824	3,398
Living Room Furniture	587	2,988	5,451
Other Living & Family Room Furniture	168	828	1,463
Other Furniture	85	410	712
Major Appliances	560	2,947	5,434
Small Appliances	1,298	6,880	12,695
Misc Household Equipment	3,453	17,985	33,002
Total Transportation/Maint.	\$14,253	\$79,418	\$152,771
New Autos/Trucks/Vans	4,251	22,154	40,523
Used Vehicles	3,181	18,852	37,503
Purchase of RVs or Boats	526	2,619	4,397
Gasoline	4,550	26,229	52,136
Diesel Fuel	83	453	825
Automotive Maintenance/Repair	1,661	9,111	17,386
Total Health Care	\$2,702	\$15,095	\$29,261
Medical Services	1,647	8,974	16,913
Prescription Drugs	779	4,609	9,455
Medical Supplies	276	1,513	2,893
Total Education/Day Care	\$5,799	\$29,398	\$53,837
Education	2,552	12,988	23,884
Room and Board	296	1,391	2,434
Tuition/School Supplies	2,261	11,464	21,047
Day Care, Nursery & Preschool	690	3,556	6,471

Windrush Village Marketplace
1023 Provenance Place Blvd, Shreveport, LA 71106

Building Type: **Retail** Total Available: **4,874 SF**
 Secondary: - % Leased: **71.41%**
 GLA: **17,050 SF** Rent/SF/Yr: **\$21.50**
 Year Built: -



Business Employment by Type	# of Businesses	# Employees	#Emp/Bus
Total Businesses	42	499	12
Total Retail	7	25	4
Home Improvement Stores	1	1	1
General Merchandise Stores	0	0	0
Food Stores	1	1	1
Auto Dealers and Gas Stations	0	5	0
Apparel and Accessory Stores	0	0	0
Furniture and Home Furnishings	1	1	1
Eating and Drinking Places	2	14	7
Miscellaneous Retail Stores	2	3	2
Finance-Insurance-Real Estate	3	6	2
Banks, Saving and Lending Inst.	0	1	0
Security Brokers and Investments	1	1	1
Insurance Carriers and Agencies	0	0	0
Real Estate-Trust-Holding Co.	2	4	2
Services	15	246	16
Hotels and Lodging	0	0	0
Motion Picture and Amusement	1	30	30
Health Services	2	16	8
Legal Services	0	1	0
Educational Services	1	167	167
Auto Services	0	0	0
Other Services	11	32	3
Agriculture/Mining	2	8	4
Construction	6	13	2
Manufacturing	3	48	16
Transportation, Comm./Pub Util.	2	2	1
Wholesale Trade	3	20	7
Government	1	131	131
Daytime Population	499		
Daytime Population/Business	12		
Residential Population	2,796		
Residential Population/Business	67		

Demographic Detail Report

Windrush Village Marketplace

1023 Provenance Place Blvd, Shreveport, LA 71106

Building Type: **Retail**
 Secondary: -
 GLA: **17,050 SF**
 Year Built: -

Total Available: **4,874 SF**
 % Leased: **71.41%**
 Rent/SF/Yr: **\$21.50**



Radius	1 Mile	3 Mile	5 Mile
Population			
2015 Projection	3,044	18,190	44,690
2010 Estimate	2,796	17,348	44,109
2000 Census	2,809	14,387	41,494
Growth 2010 - 2015	8.90%	4.90%	1.30%
Growth 2000 - 2010	-0.50%	20.60%	6.30%
2010 Population by Age	2,796	17,348	44,109
Age 0 - 4	158 5.65%	1,022 5.89%	2,660 6.03%
Age 5 - 9	197 7.05%	1,113 6.42%	2,716 6.16%
Age 10 - 14	227 8.12%	1,200 6.92%	2,695 6.11%
Age 15 - 17	159 5.69%	770 4.44%	1,714 3.89%
Age 18 - 20	75 2.68%	545 3.14%	1,812 4.11%
Age 21 - 24	79 2.83%	745 4.29%	2,447 5.55%
Age 25 - 34	204 7.30%	1,828 10.54%	5,461 12.38%
Age 35 - 44	383 13.70%	2,318 13.36%	5,266 11.94%
Age 45 - 49	278 9.94%	1,408 8.12%	3,098 7.02%
Age 50 - 54	282 10.09%	1,411 8.13%	3,280 7.44%
Age 55 - 59	249 8.91%	1,319 7.60%	3,032 6.87%
Age 60 - 64	178 6.37%	1,069 6.16%	2,558 5.80%
Age 65 - 74	181 6.47%	1,217 7.02%	3,416 7.74%
Age 75 - 84	84 3.00%	793 4.57%	2,535 5.75%
Age 85 and over	61 2.18%	590 3.40%	1,419 3.22%
Age 16 and over	2,159 77.22%	13,750 79.26%	35,473 80.42%
Age 18 and over	2,054 73.46%	13,243 76.34%	34,324 77.82%
Age 21 and over	1,979 70.78%	12,698 73.20%	32,512 73.71%
Age 65 and over	326 11.66%	2,600 14.99%	7,370 16.71%
Median Age	43.00	41.40	39.90
Average Age	39.40	40.20	40.10

Demographic Detail Report

Windrush Village Marketplace						
1023 Provenance Place Blvd, Shreveport, LA 71106						
Radius	1 Mile		3 Mile		5 Mile	
2010 Population By Race	2,796		17,348		44,109	
White	2,424	86.70%	14,313	82.51%	29,828	67.62%
Black or African American	242	8.66%	2,130	12.28%	12,154	27.55%
American Indian and Alaska Native	7	0.25%	62	0.36%	175	0.40%
Asian	82	2.93%	436	2.51%	951	2.16%
Native Hawaiian and Pacific Islander	0	0.00%	4	0.02%	24	0.05%
Other Race	3	0.11%	181	1.04%	441	1.00%
Two or More Races	37	1.32%	223	1.29%	536	1.22%
2010 Population by Hispanic Origin	2,795		17,348		44,110	
Not Hispanic or Latino	2,746	98.25%	16,842	97.08%	42,826	97.09%
Hispanic or Latino:	49	1.75%	506	2.92%	1,282	2.91%
Mexican	21	0.75%	241	1.39%	605	1.37%
Puerto Rican	3	0.11%	33	0.19%	93	0.21%
Cuban	5	0.18%	21	0.12%	55	0.12%
Other Hispanic or Latino	20	0.72%	211	1.22%	531	1.20%
2010 Age 5+ Language at Home	2,638		16,324		41,450	
Speak Only English	2,518	95.45%	15,566	95.36%	39,449	95.17%
Speak Asian or Pacific Island	18	0.68%	92	0.56%	371	0.90%
Speak IndoEuropean	60	2.27%	362	2.22%	851	2.05%
Speak Spanish	40	1.52%	268	1.64%	685	1.65%
Speak Other Language	2	0.08%	36	0.22%	94	0.23%
2010 Median Age, Male	42.00		39.30		37.70	
2010 Average Age, Male	38.20		38.10		38.20	
Median Age, Female	43.90		43.20		41.90	
Average Age, Female	40.70		42.00		41.80	
2010 Population by Employment Status (Age 16+)	2,159		13,750		35,474	
In Armed Forces	3	0.14%	107	0.78%	279	0.79%
Civilian, Employed	1,420	65.77%	8,832	64.23%	21,103	59.49%
Civilian, Unemployed	61	2.83%	386	2.81%	1,467	4.14%
Not In Labor Force	675	31.26%	4,425	32.18%	12,625	35.59%
2010 Population by Occupation Classification (Age 16+)	1,420		8,833		21,102	
Blue Collar	124	8.73%	906	10.26%	3,016	14.29%
White Collar	1,147	80.77%	6,879	77.88%	14,476	68.60%
Service	149	10.49%	1,048	11.86%	3,610	17.11%

Demographic Detail Report

Windrush Village Marketplace

1023 Provenance Place Blvd, Shreveport, LA 71106

Radius	1 Mile	3 Mile	5 Mile
2000 Population by Marital Status (Age 15+)	2,213	14,012	36,038
Total, Never Married	528 23.86%	3,472 24.78%	10,248 28.44%
Married	1,487 67.19%	8,094 57.76%	18,878 52.38%
Widowed	75 3.39%	1,034 7.38%	2,922 8.11%
Divorced	123 5.56%	1,412 10.08%	3,990 11.07%
Males Divorced	41	309	1,219
Females Divorced	65	811	2,190
Males, Never Married	243	1,304	4,300
Females Never Married	179	1,156	4,058
2010 Population by Education	1,900	11,953	30,064
Less Than 9Th Grade	18 0.95%	169 1.41%	829 2.76%
Some High School, No Diploma	99 5.21%	503 4.21%	2,118 7.04%
High School Graduate (Includes Equivalency)	330 17.37%	2,389 19.99%	8,208 27.30%
Some College, No Degree	299 15.74%	2,485 20.79%	6,209 20.65%
Associate Degree	129 6.79%	744 6.22%	1,673 5.56%
Bachelor Degree	629 33.11%	3,595 30.08%	7,089 23.58%
Advanced Degrees	396 20.84%	2,068 17.30%	3,938 13.10%
2010 Population by Occupation (Age 16+)	1,571	9,883	24,713
Management, Business, & Financial	521 33.16%	3,101 31.38%	6,352 25.70%
Professional & Related Occupations	76 4.84%	383 3.88%	776 3.14%
Services	740 47.10%	4,605 46.60%	12,557 50.81%
Sales & Office	119 7.57%	997 10.09%	2,580 10.44%
Farming, Fishing, and Forestry	3 0.19%	20 0.20%	43 0.17%
Construction and Extraction, Maint	38 2.42%	232 2.35%	823 3.33%
Production & Transportation	74 4.71%	545 5.51%	1,582 6.40%
2010 Workers by Travel Time to Work (Age 16+)	1,423	8,940	21,383
Less Than 15 Minutes	211 14.83%	1,884 21.07%	5,666 26.50%
15 to 29 Minutes	879 61.77%	5,224 58.43%	11,454 53.57%
30 to 44 Minutes	233 16.37%	1,305 14.60%	2,906 13.59%
45 to 59 Minutes	54 3.79%	226 2.53%	449 2.10%
60+ Minutes	46 3.23%	301 3.37%	908 4.25%

Demographic Detail Report

Windrush Village Marketplace

1023 Provenance Place Blvd, Shreveport, LA 71106

Radius	1 Mile	3 Mile	5 Mile
Households			
2015 Projection	923	7,151	18,408
2010 Estimate	839	6,805	18,104
2000 Census	845	5,595	16,769
Growth 2010 - 2015	10.00%	5.10%	1.70%
Growth 2000 - 2010	-0.70%	21.60%	8.00%
2000 Households by HH Size			
	844	5,595	16,768
1-Person Households	101 11.97%	1,535 27.44%	4,951 29.53%
2-Person Households	285 33.77%	1,917 34.26%	5,713 34.07%
3-Person Households	164 19.43%	894 15.98%	2,640 15.74%
4-Person Households	185 21.92%	775 13.85%	2,070 12.34%
5-Person Households	79 9.36%	342 6.11%	948 5.65%
6-Person Households	23 2.73%	103 1.84%	300 1.79%
7 or more Person Households	7 0.83%	29 0.52%	146 0.87%
2010 Average Household Size			
	3.23	2.48	2.37
2010 Households by HH Income			
	840	6,806	18,102
Income Less than \$15,000	58 6.90%	559 8.21%	2,629 14.52%
Income: \$15,000 - \$24,999	31 3.69%	506 7.43%	2,024 11.18%
Income: \$25,000 - \$34,999	48 5.71%	784 11.52%	2,513 13.88%
Income: \$35,000 - \$49,999	30 3.57%	764 11.23%	2,437 13.46%
Income: \$50,000 - \$74,999	124 14.76%	1,298 19.07%	3,437 18.99%
Income: \$75,000 - \$99,999	107 12.74%	780 11.46%	1,713 9.46%
Income: \$100,000 - \$149,999	192 22.86%	1,033 15.18%	1,841 10.17%
Income: \$150,000 - \$249,999	133 15.83%	638 9.37%	948 5.24%
Income: \$250,000 - \$499,999	86 10.24%	335 4.92%	427 2.36%
Income: \$500,000 or more	31 3.69%	109 1.60%	133 0.73%
2010 Avg Household Income	\$151,937	\$99,973	\$70,565
2010 Med Household Income	\$104,757	\$64,693	\$46,523
2010 Per Capita Income	\$51,737	\$40,096	\$29,269
2010 Occupied Housing			
	839	6,806	18,104
Owner Occupied	756 90.11%	5,119 75.21%	11,795 65.15%
Renter Occupied	83 9.89%	1,687 24.79%	6,309 34.85%

Demographic Detail Report

Windrush Village Marketplace

1023 Provenance Place Blvd, Shreveport, LA 71106

Radius	1 Mile		3 Mile		5 Mile	
2010 Housing Value - Owner Occupied	755		5,118		11,794	
Value Less than \$20,000	13	1.72%	49	0.96%	300	2.54%
Value \$20,000 - \$39,999	5	0.66%	46	0.90%	332	2.81%
Value \$40,000 - \$59,999	15	1.99%	100	1.95%	574	4.87%
Value \$60,000 - \$79,999	17	2.25%	122	2.38%	656	5.56%
Value \$80,000 - \$99,999	29	3.84%	300	5.86%	895	7.59%
Value \$100,000 - \$149,999	76	10.07%	1,209	23.62%	3,064	25.98%
Value \$150,000 - \$199,999	62	8.21%	696	13.60%	1,711	14.51%
Value \$200,000 - \$299,999	203	26.89%	1,173	22.92%	2,293	19.44%
Value \$300,000 - \$399,999	111	14.70%	564	11.02%	854	7.24%
Value \$400,000 - \$499,999	96	12.72%	398	7.78%	524	4.44%
Value \$500,000 - \$749,999	77	10.20%	285	5.57%	369	3.13%
Value \$750,000 - \$999,999	29	3.84%	94	1.84%	112	0.95%
Value \$1,000,000 or more	22	2.91%	82	1.60%	110	0.93%
2010 Med Housing Val-Owner Occupied	\$280,000		\$202,782		\$151,995	
2000 Housing Units by Units in Structure	859		5,947		17,936	
1 Unit Attached	0	0.00%	846	14.23%	1,224	6.82%
1 Unit Detached	778	90.57%	3,818	64.20%	11,403	63.58%
2 Units	0	0.00%	13	0.22%	52	0.29%
3 - 19 Units	0	0.00%	697	11.72%	3,230	18.01%
20 - 49 Units	5	0.58%	112	1.88%	302	1.68%
50 or more Units	23	2.68%	292	4.91%	1,037	5.78%
Mobile Home or Trailer	53	6.17%	169	2.84%	688	3.84%
Boat, RV, Van, Etc.	0	0.00%	0	0.00%	0	0.00%
2010 Housing Units by Yr Built	871		7,285		19,867	
Built 1999 to Present	300	34.44%	1,588	21.80%	2,325	11.70%
Built 1995 to 1998	81	9.30%	643	8.83%	986	4.96%
Built 1990 to 1994	99	11.37%	496	6.81%	1,072	5.40%
Built 1980 to 1989	210	24.11%	1,792	24.60%	4,642	23.37%
Built 1970 to 1979	103	11.83%	1,888	25.92%	5,195	26.15%
Built 1960 to 1969	45	5.17%	614	8.43%	3,578	18.01%
Built 1950 to 1959	18	2.07%	161	2.21%	1,322	6.65%
Built 1940 to 1949	10	1.15%	74	1.02%	455	2.29%
Built 1939 or Earlier	5	0.57%	29	0.40%	292	1.47%
2010 Median Year Built	1992		1985		1978	

Demographic Market Comparison Report

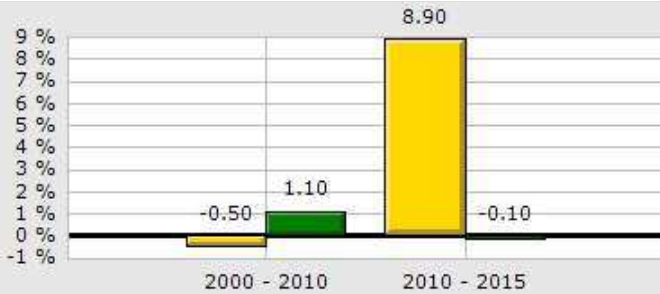
1 mile radius

Windrush Village Marketplace
1023 Provenance Place Blvd, Shreveport, LA 71106

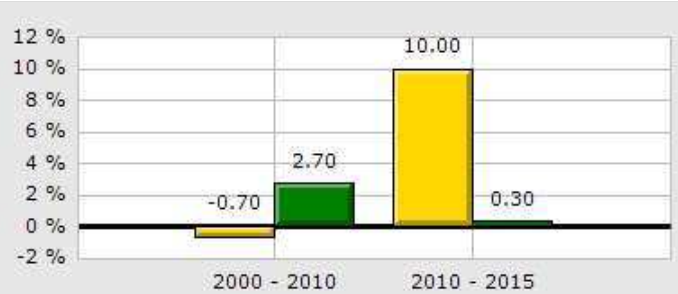
Type: **Retail/(Strip Ctr)**
County: **Caddo**

1 Mile
County

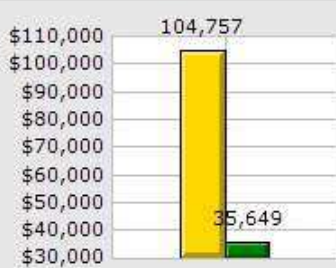
Population Growth



Household Growth



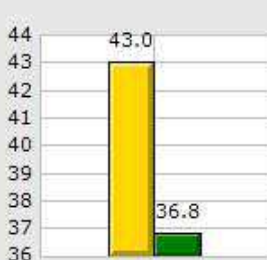
2010 Med Household Inc



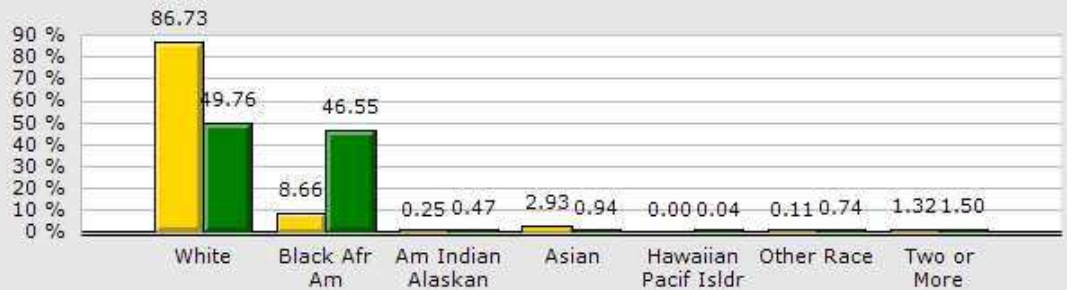
2010 Households by Household Income



2010 Median Age



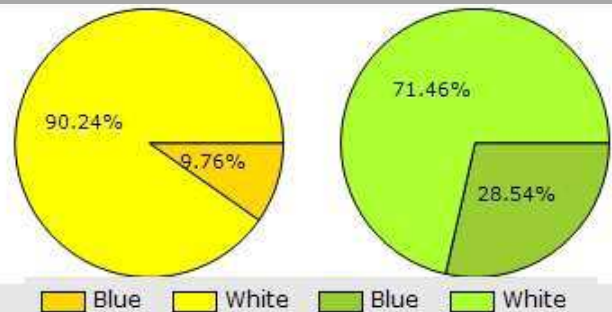
2010 Population by Race



2010 Renter vs. Owner



2010 Blue vs. White Collar



Demographic Market Comparison Report

1 mile radius

Windrush Village Marketplace
1023 Provenance Place Blvd, Shreveport, LA 71106

Type: **Retail/(Strip Ctr)**
County: **Caddo**

	1 Mile		County	
Population				
Growth 2000 - 2010	-0.50%		1.10%	
Growth 2010 - 2015	8.90%		-0.10%	
2010 Blue Collar	124	9.76%	24,532	28.54%
2010 White Collar	1,147	90.24%	61,433	71.46%
2010 Population By Race				
	2,795		254,855	
White	2,424	86.73%	126,822	49.76%
Black Afr Am	242	8.66%	118,639	46.55%
Am Indian Alaskan	7	0.25%	1,190	0.47%
Asian	82	2.93%	2,400	0.94%
Hawaiian Pacif Islr	0	0.00%	104	0.04%
Other Race	3	0.11%	1,880	0.74%
Two or More	37	1.32%	3,820	1.50%
Households				
Growth 2000 - 2010	-0.70%		2.70%	
Growth 2010 - 2015	10.00%		0.30%	
Renter Occupied	83	9.89%	37,636	37.41%
Owner Occupied	756	90.11%	62,975	62.59%
2010 Households by HH Income				
	840		100,606	
Income < \$35,000	137	16.31%	49,504	49.21%
Income \$35,000 - \$74,999	154	18.33%	33,945	33.74%
Income \$75,000 - \$149,999	299	35.60%	13,932	13.85%
Income \$150,000 - \$249,999	133	15.83%	2,193	2.18%
Income \$250,000+	117	13.93%	1,032	1.03%
2010 Median Household Income	\$104,757		\$35,649	
2010 Median Age	43.00		36.80	

Demographic Summary Report

Windrush Village Marketplace

1023 Provenance Place Blvd, Shreveport, LA 71106

Building Type: **Retail**
 Secondary: -
 GLA: **17,050 SF**
 Year Built: -

Total Available: **4,874 SF**
 % Leased: **71.41%**
 Rent/SF/Yr: **\$21.50**



Radius	1 Mile	3 Mile	5 Mile
Population			
2015 Projection	3,044	18,190	44,690
2010 Estimate	2,796	17,348	44,109
2000 Census	2,809	14,387	41,494
Growth 2010 - 2015	8.90%	4.90%	1.30%
Growth 2000 - 2010	-0.50%	20.60%	6.30%
2010 Population by Hispanic Origin	49	506	1,282
2010 Population By Race	2,796	17,348	44,109
White	2,424 86.70%	14,313 82.51%	29,828 67.62%
Black or African American	242 8.66%	2,130 12.28%	12,154 27.55%
American Indian and Alaska Native	7 0.25%	62 0.36%	175 0.40%
Asian	82 2.93%	436 2.51%	951 2.16%
Native Hawaiian and Pacific Islander	0 0.00%	4 0.02%	24 0.05%
Other Race	3 0.11%	181 1.04%	441 1.00%
Two or More Races	37 1.32%	223 1.29%	536 1.22%
Households			
2015 Projection	923	7,151	18,408
2010 Estimate	839	6,805	18,104
2000 Census	845	5,595	16,769
Growth 2010 - 2015	10.00%	5.10%	1.70%
Growth 2000 - 2010	-0.70%	21.60%	8.00%
Owner Occupied	756 90.11%	5,119 75.22%	11,795 65.15%
Renter Occupied	83 9.89%	1,687 24.79%	6,309 34.85%
2010 Households by HH Income	840	6,806	18,102
Income Less Than \$15,000	58 6.90%	559 8.21%	2,629 14.52%
Income: \$15,000 - \$24,999	31 3.69%	506 7.43%	2,024 11.18%
Income: \$25,000 - \$34,999	48 5.71%	784 11.52%	2,513 13.88%
Income: \$35,000 - \$49,999	30 3.57%	764 11.23%	2,437 13.46%
Income: \$50,000 - \$74,999	124 14.76%	1,298 19.07%	3,437 18.99%
Income: \$75,000 - \$99,999	107 12.74%	780 11.46%	1,713 9.46%
Income: \$100,000 - \$149,999	192 22.86%	1,033 15.18%	1,841 10.17%
Income: \$150,000 - \$249,999	133 15.83%	638 9.37%	948 5.24%
Income: \$250,000 - \$499,999	86 10.24%	335 4.92%	427 2.36%
Income: \$500,000 or more	31 3.69%	109 1.60%	133 0.73%
2010 Avg Household Income	\$151,937	\$99,973	\$70,565
2010 Med Household Income	\$104,757	\$64,693	\$46,523
2010 Per Capita Income	\$51,737	\$40,096	\$29,269

Windrush Village Marketplace

1023 Provenance Place Blvd, Shreveport, LA 71106

Description	2000 Census	2010 Estimate	2015 Projection
Population by Race (Hispanic or Latino)	23	49	73
White	19 82.61%	42 85.71%	63 86.30%
Black or African American	2 8.70%	3 6.12%	4 5.48%
American Indian & Alaska Native	0 0.00%	0 0.00%	0 0.00%
Asian	0 0.00%	0 0.00%	0 0.00%
Native Hawaiian & Pacific Islander	0 0.00%	0 0.00%	0 0.00%
Other Race	1 4.35%	2 4.08%	3 4.11%
Two or More Races	1 4.35%	2 4.08%	3 4.11%
Household by Household Income	832	840	924
Income Less than \$15,000	65 7.81%	58 6.90%	64 6.93%
Income \$15,000 - \$24,999	42 5.05%	31 3.69%	32 3.46%
Income \$25,000 - \$34,999	36 4.33%	48 5.71%	46 4.98%
Income \$35,000 - \$49,999	45 5.41%	30 3.57%	46 4.98%
Income \$50,000 - \$74,999	118 14.18%	124 14.76%	133 14.39%
Income \$75,000 - \$99,999	129 15.50%	107 12.74%	106 11.47%
Income \$100,000 - \$149,999	175 21.03%	192 22.86%	229 24.78%
Income \$150,000 - \$249,999	85 10.22%	133 15.83%	148 16.02%
Income \$250,000 - \$499,999	137 16.47%	86 10.24%	93 10.06%
Average Household Income	\$126,748	\$151,937	\$148,596
Median Household Income	\$95,333	\$104,757	\$105,367
Per Capita Income	\$41,054	\$51,737	\$51,452
Households by Age of Householder	831	839	923
Householder Under 25 Years	5 0.60%	5 0.60%	5 0.54%
Householder 25 - 34 Years	61 7.34%	57 6.79%	72 7.80%
Householder 35 - 44 Years	228 27.44%	160 19.07%	165 17.88%
Householder 45 - 54 Years	279 33.57%	254 30.27%	242 26.22%
Householder 55 - 64 Years	139 16.73%	212 25.27%	241 26.11%
Householder 65 - 74 Years	59 7.10%	88 10.49%	124 13.43%
Householder 75+ Years	60 7.22%	63 7.51%	74 8.02%
Median Age of Householder	49.40	52.80	54.20